

Move-It Move-It: ABC! Preschool Alphabet Wall Cards

TERMS of USE: Purchase of this Print Path product entitles you to print this product for your students, for one classroom or one home-school site. Teachers need to make their own personal purchase from Print Path unless a multiple license is purchased for them. Teachers or School Districts can purchase multiple licenses with a debit card or purchase order.

Free products for edits and corrections is our policy! If not entirely satisfied with this product please email me with suggestions or corrections: info@printpath.org. Check out our [Capitals First blog!](#)

© PrintPath 2016

Print Path Handwriting tools:

Sequence of handwriting instruction:

- [Capitals First!: Book One](#) [PreSchool / Kindergarten]
- [Capitals First!: Book Two](#) [PreSchool / Kindergarten]
- [Numbers Next Bundle](#) [PreSchool]
- [Numbers Next Practice Book](#) [Kindergarten]
- [Lowercase at Last!: Book One](#) [Kindergarten/ First Grade]
- [Lowercase at Last!: Book Two](#) [Kindergarten/ First Grade]
- [Winged Writers](#) [First Grade / Second Grade]
- [Raise the Roof](#) [Second - Fifth Grade]



[Handwriting Mega Bundle](#)
[PreSchool - Fifth Grade]




[PreK Mega Bundle](#)

Math Tools:

[Play-Doh Mats](#)

[Quantities](#)

Literacy Tools:




[Literacy Early Concepts of Print, 15 fun Activities](#)



[Write Now: Beginning Kinder Sounds -Worksheets](#)

[Morning Work: Reading, Writing, Language & Handwriting -Kindergarten & 1st](#)



Thank You Clip Artists!



Move it!
Move it!
ABC!



Move-It Move-It ABC: Teaching Guide

Establishing Routines and Getting Started

- Move-It cards are great for kinesthetic learners! This is perfect for your students who want to move and learn best with movement.
- This is a fun way to teach improved body awareness and body control for your students who struggle with a fidgety body.
- Be sure to have a signal such as a chime or a simple call and response so all your students know when it is time to stop one letter, and make the next one. OR use the Move It poem to signal it is time to move onto the next letter. By expecting a few seconds of quiet voices and bodies before moving to the next letter, your students will improve body awareness, strength, and gross motor control.
- To gain your students' engagement, begin making body shapes only for the first letter of each student's name. You might consider practicing the initial letter of all your students names before starting with an A to Z sequence.
- After your students are familiar with these few letter shapes, you might ask all the students in your morning circle to greet each other by going around the circle, and making the body shape of the first letter in their name and having the other students call out that letter.
- If you are using these Move-It Move-It: ABC! cards as an activity associated with your letter of the week curriculum, you might start with the letter A and stop at the letter of the week. Post the letter cards on the wall at eye level-one week at a time. This will help your students stay excited to start new cards and finish the alphabet.
- Let your students put on an ABC show. If you have 12 students pass out the first 12 cards and each student makes their letter in ABC sequence. Let them know ahead of time that they are working to listen and hear when it is their letter's turn.
- Extra challenge: Give three students each a letter card for a simple CVC word - so they can spell for example, CAT, HOP, or CUP.

Move It Move It
ABC.
Make this letter
&
stand still
like a tree.

Move-It!

Move-It!

ABC!





Move-It Move-It

A B C.

Make this letter

&

stand still

like a tree.



Move it!

Move it!

Move

your body


like this!

A




B







D



E



F




G




H



I




J




K







M M




N



O







Q




R










V



W

