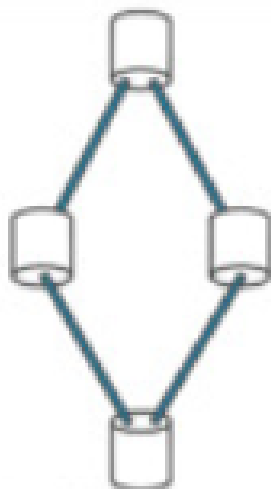


Handouts for “Marshmallow Creations”

Build a rhombus.

2D



USE



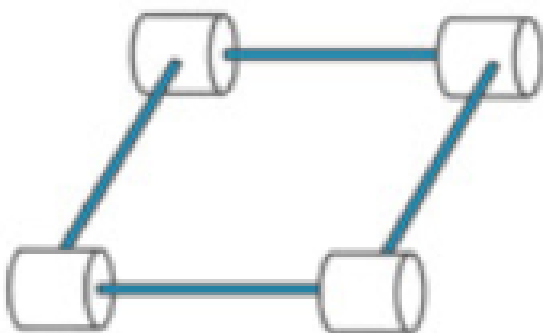
© 2016 Kayn Tripp

<http://teachbesideme.com>

Parallelogram

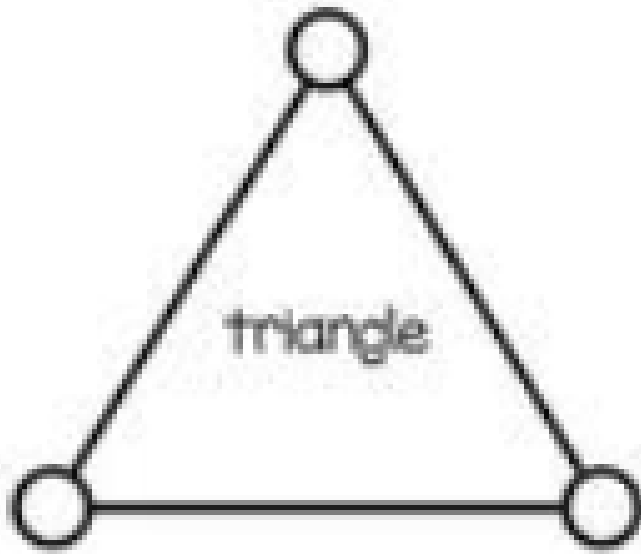
Build a parallelogram.

2D



USE



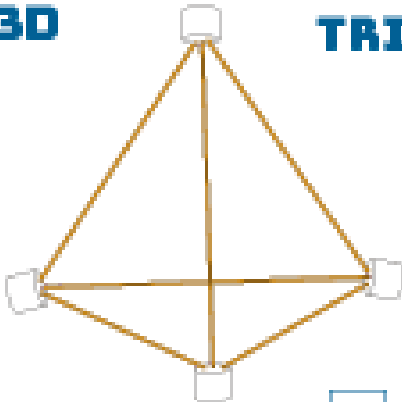


<http://teachbesideme.com>

STEM 3D SHAPE STRUCTURES

Build geometric shapes with marshmallow and toothpicks.

3D



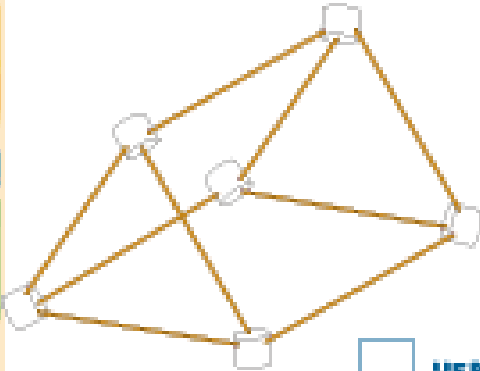
TRIANGULAR PYRAMID

I NEED

VERTICES **EDGES** **FACES**

<http://PrimaryLearning.org>

3D



TRIANGULAR PRISM

I NEED

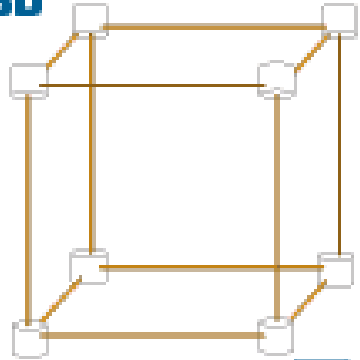
VERTICES **EDGES** **FACES**

<http://PrimaryLearning.org>

STEM 3D SHAPE STRUCTURES



Build geometric shapes with marshmallow and toothpicks.

3D



CUBE

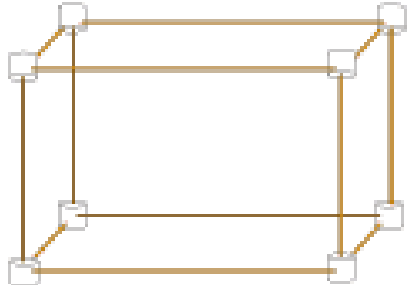
I NEED



VERTICES EDGES FACES



<https://PrimaryLearning.org>

3D



RECTANGULAR PRISM

I NEED



VERTICES EDGES FACES

<https://PrimaryLearning.org>